


Year 5 Newsletter: Summer 2 ☀️

Welcome back to our final half term of Year 5! We hope you had a good break. The children made fantastic progress last half term and they produced work to be very proud of. We are sure that the children will thoroughly enjoy their learning over the next few weeks too. We have the following planned:

Reading

We will read *Clockwork* by Philip Pullman as well as extracts/short stories, including *Grimm's Fairy Tales*, *The Tales of Beedle the Bard* and *Stardust*.



Writing

The children will be writing their own fictional tales inspired by *Clockwork*.

Maths

We will be working on fractions, decimals and percentages. We will continue with daily maths skills sessions, fluency exercises and arithmetic practice. Times tables will be tested every Friday.

History

We will be studying the Kingdom of Benin. We will learn how and why Benin grew into such a powerful and influential kingdom and we will debate the question: *Was Benin a good place to live?* We will also look at the fall of the Benin Kingdom and the impact of the British invasion.

Science

The children will be studying 'properties and changes of materials'. This includes: separating materials, reversible and irreversible changes, dissolving and testing materials. We will also learn about Alice Ball and her amazing scientific achievements including 'The Ball Method'.



Computing

We will be using iMovie to create our own films.

Art

We will be studying the art of the Benin Kingdom including: bronzes, carvings and crafts.



DT

We will create paper automata: moving models from paper, inspired by our work on *Clockwork*.

Music

We will study the music of West Africa and arrange our own musical performances.



PE

Children will be learning the rules of rounders and as well as participating in athletics.

RE

The children will be finishing their study of William Booth, the founder of the Samaritans and Hanny El-Banna, the co-founder of Islamic Relief. As always, we would love to hear about the children's celebrations.

PSHE

This will include changes and keeping healthy.

Homework




Daily reading, times tables practice and spelling practice.

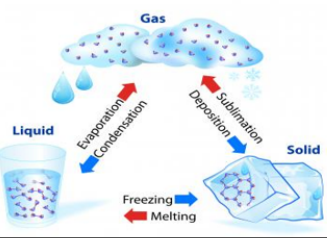
Many thanks for your support.



















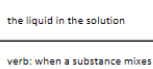

The Year 5 Team: Mrs Dolby, Miss Todd and Miss Gallagher

Our 'knowledge organisers' can be found on Showbie:

Properties and Changes of Materials: Y5 Knowledge Organiser

Properties of Matter		examples
solid	 <ul style="list-style-type: none"> keep their shape do not flow always take up the same amount of space particles do not spread out can be cut or shaped 	ice wood sand stone iron
liquid	 <ul style="list-style-type: none"> can flow or be poured easily not easy to hold change their shape depending on the container they are in particles always take up the same amount of space their volume stays the same 	water honey milk blood mercury acetone
gas	 <ul style="list-style-type: none"> often invisible do not have a fixed shape particles spread out change their shape and volume to fill the container they are in can be squashed 	steam (water vapour) helium oxygen methane



waterproof		absorbent		brittle	
heavy		light		malleable	
rigid		flexible		strong	
rough		smooth		weak	
hard		soft		runny	
firm		spongy		viscous	
magnetic		non-magnetic			




electrical conductors	substances that an electrical current <u>can</u> easily pass through e.g. silver, gold, copper, steel, sea water
electrical insulators	materials that <u>do not</u> allow electricity to pass through easily e.g. rubber, oil, glass, diamond, dry wood
thermal conductors	substances that heat energy <u>can</u> easily pass through e.g. gold, copper, aluminum, diamond
thermal insulators	materials that <u>do not</u> allow heat energy to pass through easily e.g. glass, fabric, rubber, plastic, ceramic

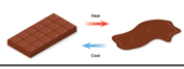

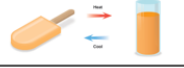


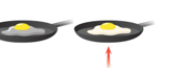
Methods of Separating Materials	
sieving	sand and gravel can be separated with a sieve
filtering	sand and water can be separated by passing the mixture through a piece of filter paper
evaporation	heating saltwater until all the water has evaporated and only salt remains
crystallisation	saltwater is warmed until the water evaporates, leaving salt crystals behind
magnetism	magnetic materials can be removed with a magnet

solution	a mixture formed when a substance dissolves in a solvent	salt water, sugary tea, hot chocolate, orange squash
solute	the substance that dissolves	sugar, salt, instant coffee
solvent	the liquid in the solution	water, milk, acetone, ethanol
dissolve	verb: when a substance mixes with a solvent and becomes part of a solution	sugar dissolves in water
suspension	a mixture created by combining two liquids or two gases or a solid and liquid where the solid will not dissolve	sand and water, oil and water, oil and vinegar, muddy water
soluble	adjective for a substance that <u>can</u> dissolve	sugar, salt, instant coffee are soluble
insoluble	adjective for a substance that <u>does not</u> dissolve	flour, sand, plastic, metal are insoluble
saturated	when the solvent reaches its limit and no more solute can dissolve	dependent on the temp. and volume of solvent




Properties and Changes of Materials: Y5 Knowledge Organiser

Properties of Matter		examples
solid	 <ul style="list-style-type: none"> keep their shape do not flow always take up the same amount of space particles do not spread out can be cut or shaped 	ice wood sand stone iron
liquid	 <ul style="list-style-type: none"> can flow or be poured easily not easy to hold change their shape depending on the container they are in particles always take up the same amount of space their volume stays the same 	water honey milk blood mercury acetone
gas	 <ul style="list-style-type: none"> often invisible do not have a fixed shape particles spread out change their shape and volume to fill the container they are in can be squashed 	steam (water vapour) helium oxygen methane

Reversible Changes	Irreversible Changes
	
	
	



The Benin Kingdom: Y5 Knowledge Organiser Part 1

kingdom	a country or territory ruled by a king or queen		The Benin Kingdom is not the same as the modern day country called The Republic of Benin. It was located in an area that is now a part of Nigeria, Africa.	900 CE	Lots of villages join together and make a kingdom known as Igodomigodo, ruled by the Ogiso
Edo	a person belonging to the Benin Kingdom		Benin City	c. 900-1460 CE	A huge moat was constructed around the kingdom, stretching 16,000km long.
ancestor	people from your family who lived a long time ago		<ul style="list-style-type: none"> The capital city, once called Edo Clean, spacious, low crime levels Surrounded by 20m high walls Its walls protected surrounding villages Clay houses with the Oba's vast palace at the centre of the city 	1180 CE	The Oba royal family take over from the Osgio, and begin to rule the kingdom. They are treated like Gods.
the Oba	the kings of the Benin Kingdom			1440 CE	Benin expands its territory under the rule of Oba Ewuare the Great.
the Osgio	the first kings of Benin. Ogisos = "rulers of the sky".			1470 CE	Oba Ewuare renames the kingdom as Edo
artefact	an object from the past			1485 CE	The Portuguese visit Edo
CE	'common era'			1514 CE	Oba Esigie sets up trading links with the Portuguese and other European visitors
colonisation	when invaders take control of a country by force and live there			1700 CE	A series of civil wars within Benin lead to the kingdom declining in power
guild	an organisation of people who have the same job			1807 CE	Britain passes a law abolishing the slave trade, which further weakens the kingdom
merchant	a person who travels around buying and selling goods			1897 CE	Benin City is destroyed by British troops. Benin is under Britain's control.
send into exile	to force someone away to live in another place as punishment				
treaty	a written agreement between two or more groups				
ivory	a hard material from the tusk of an elephant				
plaque	a flat piece of metal or stone that has writing or images on				

Trade in Benin	
Imports (bought by Benin)	Exports (sold by Benin)
Coral, fabrics, guns, metal (manillas)	leopard skins, palm oil, ivory, precious stones, peppercorns, rubber